



AGENDA

Town of Lunenburg Council Meeting and Swearing In Ceremony

Tuesday, November 10, 2020 at 6:00 p.m.

Lunenburg and District Fire Hall, Auditorium, 25 Medway Street

In Person and Via Zoom/YouTube Live Broadcast

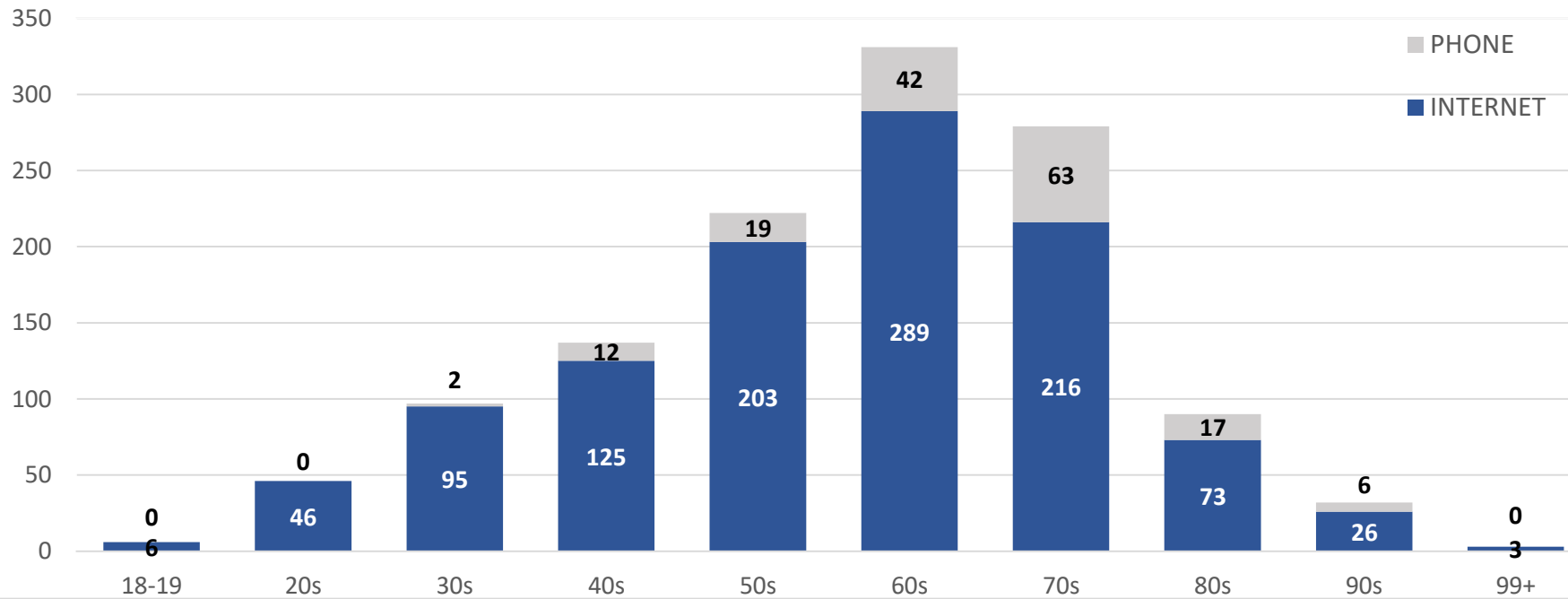
1. Call to order and Welcome - Mayor Elect Risser.
2. Acknowledgement of Mi'kma'ki the ancestral and unceded territory of the Mi'kmaq People - Mayor Elect Risser.
3. Singing of "O Canada" - Mary Knickle, Jane Chiasson and Amelie Leefe.
4. Council Election 2020 - declaration of results pursuant to the Municipal Election Act, section 129 by CAO/Clerk.
5. 2020 - 2024 Town of Lunenburg Council Elect Swearing In Oath of Allegiance and of Office and Code of Conduct Statement Signing
 - Municipal Election Act, section 147 "Council Member's Oath of Allegiance and of Office"
 - Town Procedural Policy "Code of Conduct for Elected Municipal Officials - Statement of Commitment to Councillors' Code of Conduct"
 - Mayor Elect Matt Risser - sworn in by CAO/Clerk
 - Councillor Elect Jenni Birtles - sworn in by Mayor Risser
 - Councillor Elect Melissa Duggan - sworn in by Mayor Risser
 - Councillor Elect Stephen Ernst - sworn in by Mayor Risser
 - Councillor Elect Ed Halverson - sworn in by Mayor Risser
 - Councillor Elect Peter Mosher - sworn in by Mayor Risser
 - Councillor Elect Susan Sanford - sworn in by Mayor Risser
6. Singing of "Rise Up" - Mary Knickle, Jane Chiasson and Amelie Leefe.
7. Chief Deborah Robinson, Acadia First Nation - remarks.
8. Mayor Risser - remarks.
9. Adjournment – Mayor Risser.
 - Singing of "Our Town of Lunenburg" - Mary Knickle, Jane Chiasson and Amelie Leefe.
 - Reception to follow.

2020 Lunenburg Town Municipal and CSAP Elections Election Statistics

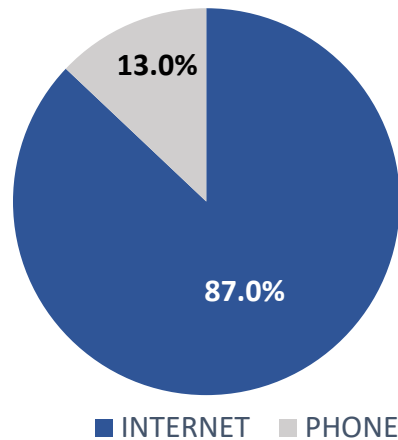
	Information Base	Number	%
1	Number of eligible electors in system.	1,939	
2	Number of electors who cast at least one ballot.	1,243	
3	Participation rate.	64.1%	
4	Voters who used the Internet to vote.	1,082	87.0%
5	Voters who used the phone to vote.	161	13.0%
6	Average amount of time a voter spent voting using the Internet.	1min 43sec	
7	Average amount of time a voter spent voting using the telephone.	3min 15sec	
Location Stats			
10	Electors in other Canadian provinces that accessed the voting system, based on phone numbers and IP addresses, from outside of Atlantic Canada.	AB, BC, NT, ON, QC	
11	Electors in the United States that accessed the voting system, based on phone numbers and IP addresses.	NY, PA	
12	Electors who accessed the voting system from outside North America, based on phone numbers and IP addresses.	United Kingdom	

Age Breakdown of Who Voted					
Age	ELIG.	VOTED	INTERNET	PHONE	% Part.
18-19	8	6	6	0	75%
20s	131	46	46	0	35%
30s	178	97	95	2	54%
40s	221	137	125	12	62%
50s	315	222	203	19	70%
60s	425	331	289	42	78%
70s	355	279	216	63	79%
80s	203	90	73	17	44%
90s	92	32	26	6	35%
99+	11	3	3	0	27%
Total	1,939	1,243	1,082	161	64.1%

METHOD OF VOTING BY AGE



METHOD OF VOTING



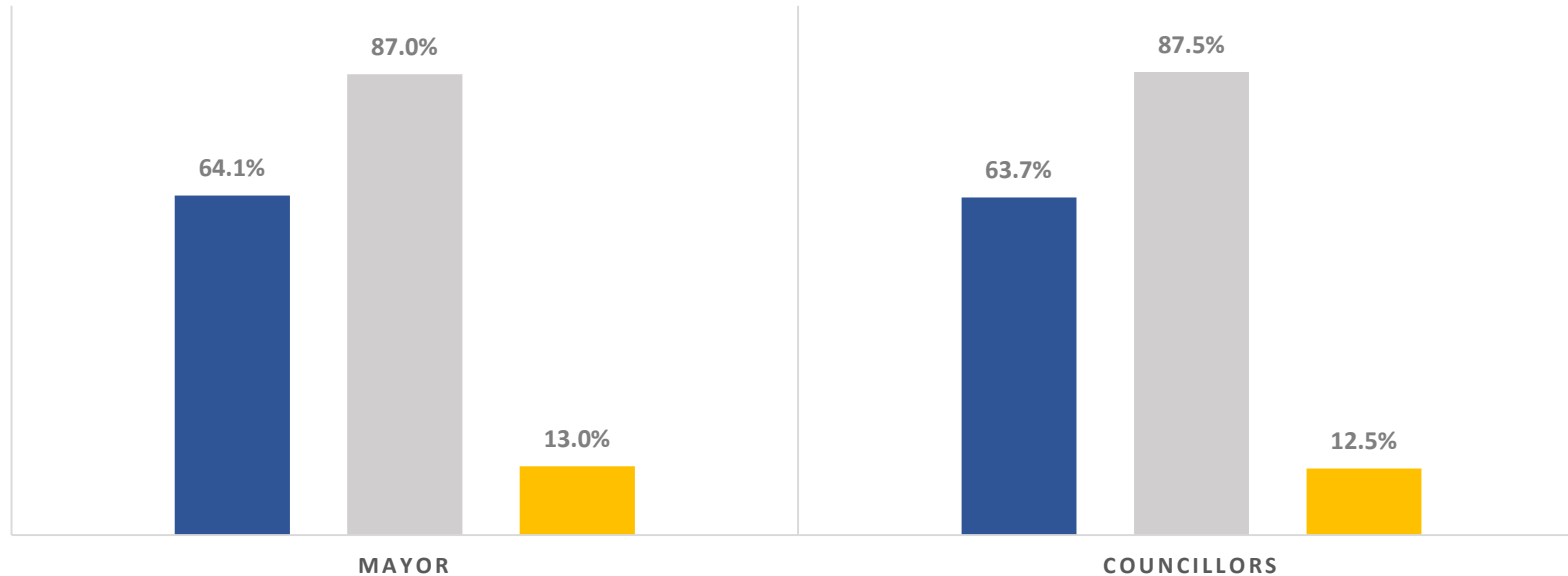
2020 Lunenburg Town Municipal and CSAP Elections

Participation Statistics

	Information Base	Total Number	Participation			
			%	Internet	%	Phone
1	Number of eligible electors in system.	1,939				
2	Number of electors who cast at least one ballot.	1,243	64.1%	1,082	87.0%	161
3	Number of electors eligible to vote for Mayor ballot.	1,939	100.0%			
4	Number of eligible electors who voted for Mayor ballot.	1,243	64.1%	1,082	87.0%	161
5	Number of electors eligible to vote for Councillors ballot.	1,939	100.0%			
6	Number of eligible electors who voted for Councillors ballot.	1,236	63.7%	1,081	87.5%	155

ELECTION PARTICIPATION STATISTICS

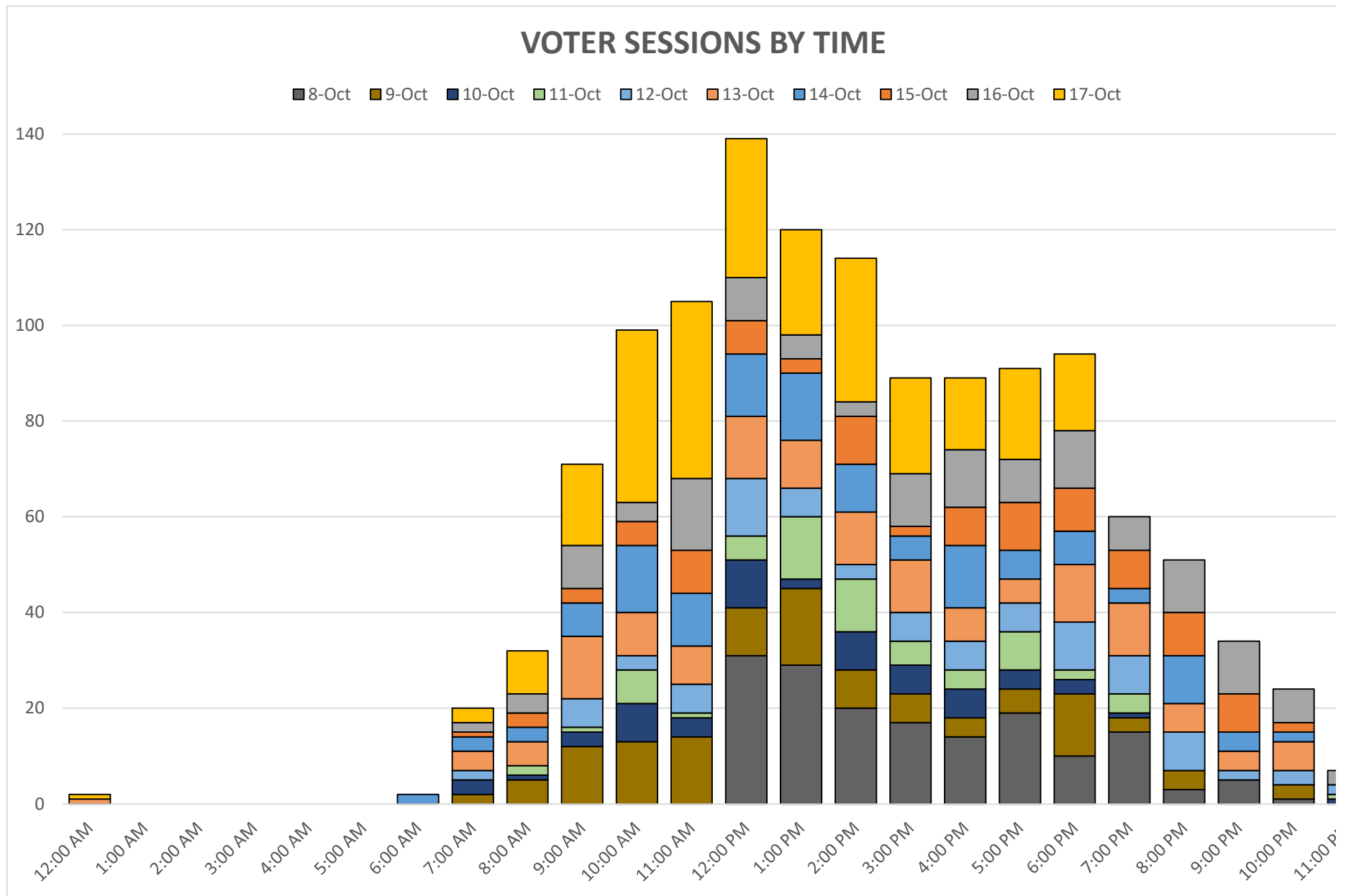
■ Total Vote % ■ Internet % ■ Phone %



2020 Lunenburg Town Municipal and School Board Elections

Voting Time Breakdown

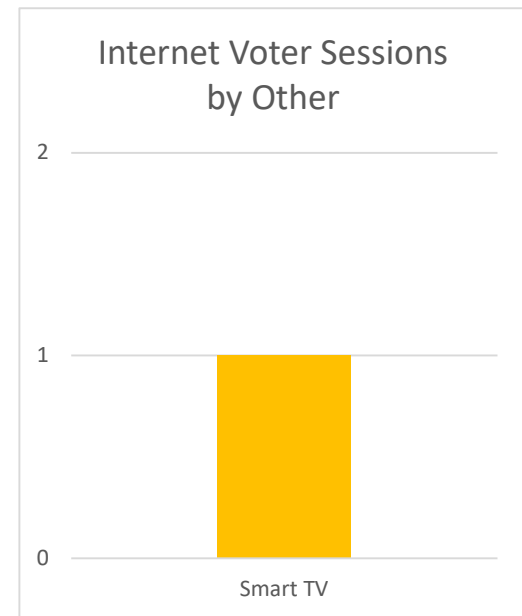
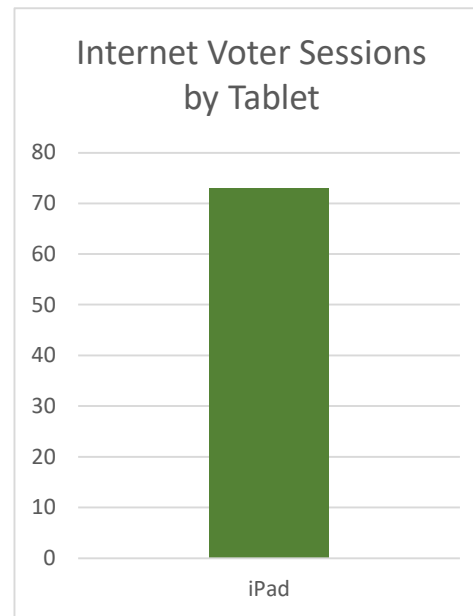
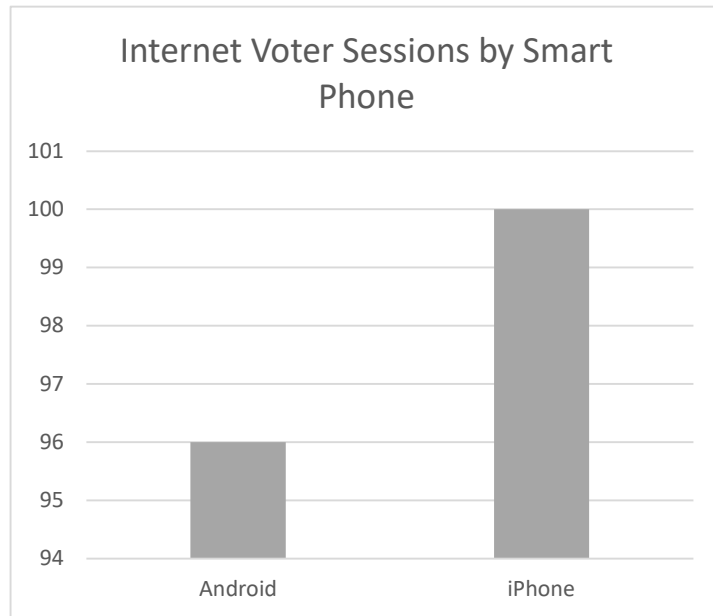
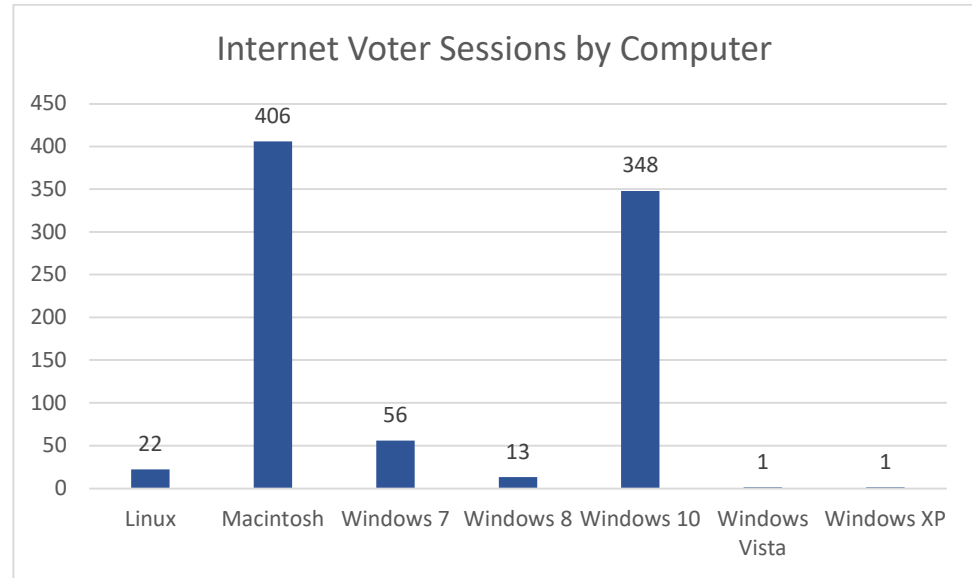
Date & Time	8-Oct	9-Oct	10-Oct	11-Oct	12-Oct	13-Oct	14-Oct	15-Oct	16-Oct	17-Oct	Grand Total	%/Hr.
12:00 AM						1				1	2	0.2%
1:00 AM											0	0.0%
2:00 AM											0	0.0%
3:00 AM											0	0.0%
4:00 AM											0	0.0%
5:00 AM											0	0.0%
6:00 AM							2				2	0.2%
7:00 AM		2	3		2	4	3	1	2	3	20	1.6%
8:00 AM		5	1	2		5	3	3	4	9	32	2.6%
9:00 AM		12	3	1	6	13	7	3	9	17	71	5.7%
10:00 AM		13	8	7	3	9	14	5	4	36	99	8.0%
11:00 AM		14	4	1	6	8	11	9	15	37	105	8.4%
12:00 PM	31	10	10	5	12	13	13	7	9	29	139	11.2%
1:00 PM	29	16	2	13	6	10	14	3	5	22	120	9.7%
2:00 PM	20	8	8	11	3	11	10	10	3	30	114	9.2%
3:00 PM	17	6	6	5	6	11	5	2	11	20	89	7.2%
4:00 PM	14	4	6	4	6	7	13	8	12	15	89	7.2%
5:00 PM	19	5	4	8	6	5	6	10	9	19	91	7.3%
6:00 PM	10	13	3	2	10	12	7	9	12	16	94	7.6%
7:00 PM	15	3	1	4	8	11	3	8	7		60	4.8%
8:00 PM	3	4			8	6	10	9	11		51	4.1%
9:00 PM	5				2	4	4	8	11		34	2.7%
10:00 PM	1	3			3	6	2	2	7		24	1.9%
11:00 PM			1	1	2				3		7	0.6%
Grand Total	164	118	60	64	89	136	127	97	134	254	1,243	100.0%
%/Day	13.2%	9.5%	4.8%	5.1%	7.2%	10.9%	10.2%	7.8%	10.8%	20.4%		





Internet Voter Sessions

Device	Operating System	Voter Sessions	%
Computer	Linux	22	75.8%
	Macintosh	406	
	Windows 7	56	
	Windows 8	13	
	Windows 10	348	
	Windows Vista	1	
	Windows XP	1	
Smart Phone	Android	96	24.2%
	iPhone	100	
Tablet	iPad	73	
Other	Smart TV	1	
Total		1,117	



2020 Lunenburg Town Municipal and School Board Elections

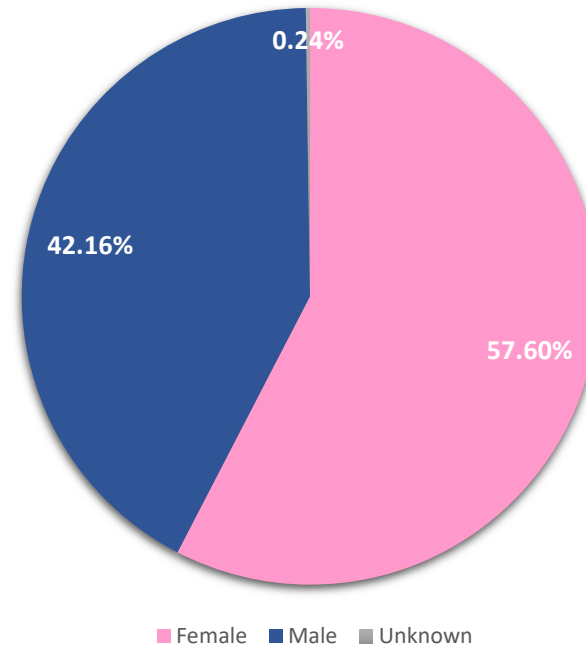
Age & Gender

Age Breakdown of Who Voted							
Age		ELIG.	VOTED	INTERNET	PHONE	% Part.	Total Part.
18-19	F	4	3	3	0	75.0%	75%
	M	3	2	2	0	66.7%	
	UK	1	1	1	0	100.0%	
20s	F	68	24	24	0	35.3%	35%
	M	57	20	20	0	35.1%	
	UK	6	2	2	0	33.3%	
30s	F	99	56	54	2	56.6%	54%
	M	79	41	41	0	51.9%	
	UK	0	0	0	0	0.0%	
40s	F	127	86	79	7	67.7%	62%
	M	94	51	46	5	54.3%	
	UK	0	0	0	0	0.0%	
50s	F	163	121	109	12	74.2%	70%
	M	152	101	94	7	66.4%	
	UK	0	0	0	0	0.0%	
60s	F	237	197	171	26	83.1%	78%
	M	188	134	118	16	71.3%	
	UK	0	0	0	0	0.0%	
70s	F	204	158	120	38	77.5%	79%
	M	150	121	96	25	80.7%	
	UK	1	0	0	0	0.0%	
80s	F	135	52	43	9	38.5%	44%
	M	68	38	30	8	55.9%	
	UK	0	0	0	0	0.0%	
90s	F	62	16	11	5	25.8%	35%
	M	30	16	15	1	53.3%	
	UK	0	0	0	0	0.0%	
99+	F	11	3	3	0	27.3%	27%
	M	0	0	0	0	0.0%	
	UK	0	0	0	0	0.0%	
Total		1,939	1,243	1,082	161	64.1%	

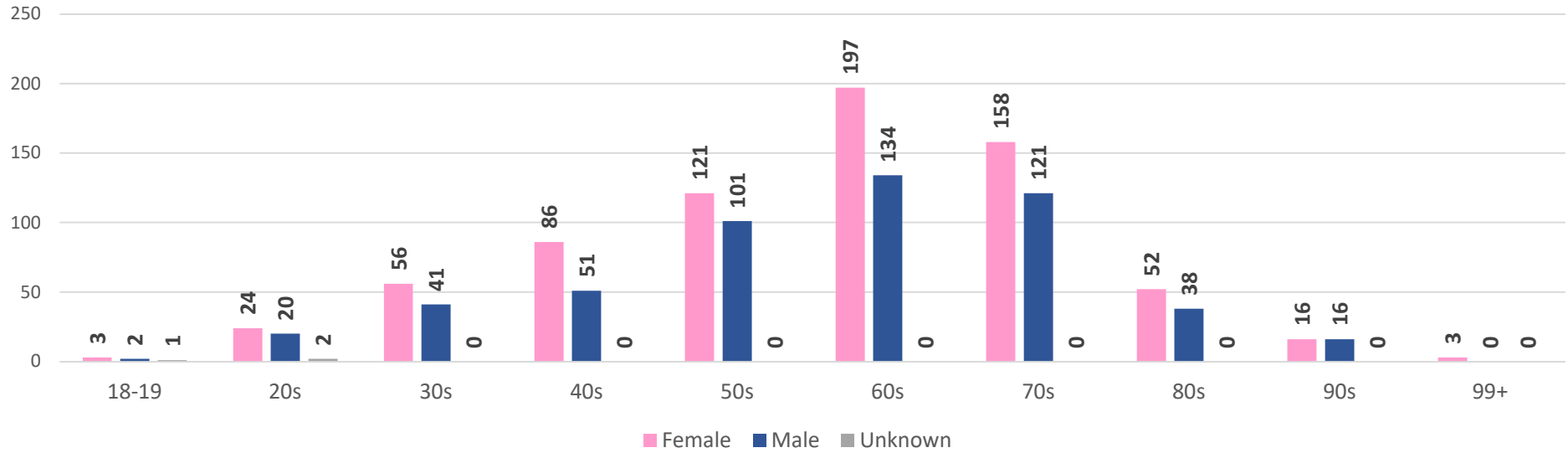
Gender	Total Eligible	Total Voted	Participation
Female	1,110	716	64.5%
Male	821	524	63.8%
Unknown	8	3	37.5%
Total	1,939	1,243	64.1%

Gender	INTERNET	PHONE
F	617	99
M	462	62
UK	3	0

Participated Voters by Gender




Participated Voters by Age and Gender



PARTICIPATED VOTERS' METHOD CHOICE

Female Male Unknown



Recapitulation Sheet

[illegible]

Bea Renton – Assistant Returning Officer



Vote Count - Summary

Votes


Event: **Town of Lunenburg Municipal and CSAP Elections 2020**

Race: **MAYOR**

John MCGEE	268
Matt RISSE	955
Spoiled	5
Declined	15
Total	1243

Race: **COUNCILLORS**

Ronnie BACHMAN	528
John BARR	369
Jenni BIRTLES	672
Kevin CORKUM	504
Melissa DUGGAN	686
Stephen ERNST	759
Ed HALVERSON	555
Theo HEFFLER	379
Peter MOSHER	726
Susan SANFORD	838
Spoiled	2
Declined	29
Total	6047


Patrick H. Burke QC
Returning Officer

Form 38
Section 128
Recapitulation Sheet

Recapitulation Sheet

Note: _Rejected Ballots are only those cast but not counted. Do not enter cancelled ballots on this sheet

Recapitulation Sheet									
Note: _Rejected Ballots are only those cast but not counted. Do not enter cancelled ballots on this sheet									
POLLING STATION			Councillors Town of Lunenburg	Number of Names on Final List of Electors plus Electors added to the List	BALLOTS CAST FOR CANDIDATES Names of Candidates				Rejected Ballots
Number of Polling Division	Name or Number of Polling District	Location of Polling Station			Bachman Ronnie	Barr John	Birtles Jenni	Corkum Kevin	
N/A	Electronic	Town Hall 119 Cumberland	1939	528	369	672	504	Spoiled Ballots 2	
		Also mobile polls at Harbour View Haven & Fishermen's Memorial Hospital							

I certify that the foregoing statement is the correct result of the polling at the election held on the 17 day of October, 2020

Dated at Lunenburg, N.S. this 7th day of October, 2020

Sheet Number 1


Patrick A. Burke, Q.C. - Returning Officer


Bea Renton - Assistant Returning Officer

Form 38
Section 128
Recapitulation Sheet

Recapitulation Sheet


Note: _Rejected Ballots are only those cast but not counted. Do not enter cancelled ballots on this sheet

POLLING STATION			Councillors Town of Lunenburg	Number of Names on Final List of Electors plus Electors added to the List	BALLOTS CAST FOR CANDIDATES Names of Candidates				Rejected Ballots
Number of Polling Division	Name or Number of Polling District	Location of Polling Station			Mosher Peter	Sanford Susan			
N/A	Electronic	Town Hall 119 Cumberland		1939	726	838			Spoiled Ballots 2
									</

I certify that the foregoing statement is the correct result of the polling at the election held on the 17 day of October, 2020

Dated at Lunenburg, N.S. this 20th day of October, 2020

Sheet Number 3


Patrick A. Burke, Q.C. - Returning Officer


Bea Renton - Assistant Returning Officer



Vote Count - Summary

Votes


Event: Town of Lunenburg Municipal and CSAP Elections 2020

Race: MAYOR

John MCGEE	268
Matt RISSE	955
Spoiled	5
Declined	15
Total	1243

Race: COUNCILLORS

Ronnie BACHMAN	528
John BARR	369
Jenni BIRTLES	672
Kevin CORKUM	504
Melissa DUGGAN	686
Stephen ERNST	759
Ed HALVERSON	555
Theo HEFFLER	379
Peter MOSHER	726
Susan SANFORD	838
Spoiled	2
Declined	29
Total	6047


Patrick A. Burke QC
Returning Officer